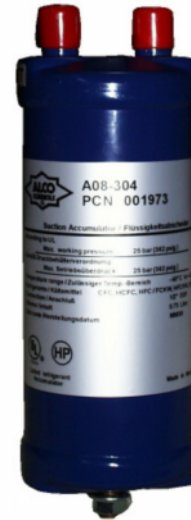


Features

- Hermetic design
- ODF copper fittings for easy soldering
- Corrosion resistant epoxy powder painting
- Internal orifice with strainer for optimum oil return
- Temperature range TS: -45°C ... +65°C
- CE marking for certain types according PED 97/23 EC
- HP marking for certain types according German pressurised vessel directive



Suction Accumulators - Series A

Selection table

Type	Part No.	Connection	Nominal Capacity Qn (kW)						Conformity Assessment		Volume Lit.
			R 22 / R 407C		R 134a		R 404A / R 507		Category	Procedure	
			Max.	Min.	Max.	Min.	Max.	Min.			
A08-304	001 973	1/2"	7,0	1,1	4,2	0,6	4,6	0,7	HP Marking no CE Marking	0,73	
A10-305	001 977	5/8"	10,5	1,6	6,0	0,9	7,0	1,1		0,93	
A12-305	001 978	5/8"	10,5	1,6	6,0	0,9	7,0	1,1		1,16	
A12-306	001 979	3/4"	14,0	2,1	8,1	1,2	9,1	1,4		1,16	
A14-305	001 980	5/8"	10,5	1,6	6,0	0,9	7,0	1,1		1,40	
A14-306	001 987	3/4"	14,0	2,1	8,1	1,2	9,1	1,4		1,40	
A06-405	001 989	5/8"	10,5	1,6	6,0	0,9	7,0	1,1		0,93	
A10-405	001 990	5/8"	10,5	1,6	6,0	0,9	7,0	1,1		1,75	
A10-406	001 994	3/4"	14,0	2,1	8,1	1,2	9,1	1,4		1,75	
A09-506	881 995	3/4"	14,0	2,1	8,1	1,2	9,1	1,4		Cat.I Mod. A*	2,33
A09-507	882 455	7/8"	25,6	3,8	14,0	2,1	16,1	2,4	2,33		
A12-506	881 996	3/4"	14,0	2,1	8,1	1,2	9,1	1,4	3,29		
A12-507	881 998	7/8"	25,6	3,8	14,0	2,1	16,1	2,4	3,29		
A13-507	882 007	7/8"	25,6	3,8	14,0	2,1	16,1	2,4	3,80		
A13-509	882 011	1-1/8"	41,4	6,2	25,3	3,8	26,7	4,0	3,80		
A17-509	882 012	1-1/8"	41,4	6,2	25,3	3,8	26,7	4,0	4,87		
A17-511	882 013	1-3/8"	66,0	9,9	37,6	5,6	42,8	6,4	4,87		
A11-607	882 014	7/8"	25,6	3,8	14,0	2,1	16,1	2,4	4,30		
A13-607	882 015	7/8"	25,6	3,8	14,0	2,1	16,1	2,4	4,98		
A13-609	882 019	1-1/8"	41,4	6,2	25,3	3,8	26,7	4,0	4,98		
A14-611	882 020	1-3/8"	66,0	9,9	37,6	5,6	42,8	6,4	5,48		
A17-613	882 022	1-5/8"	100,0	15,0	59,7	9,0	63,9	9,6	6,85		
A17-642	889 023	42 mm	100,0	15,0	59,7	9,0	63,9	9,6	6,85		
A20-613	882 021	1-5/8"	100,0	15,0	59,7	9,0	63,9	9,6	8,21		
A25-613	882 023	1-5/8"	100,0	15,0	59,7	9,0	63,9	9,6	Cat.II	Mod. D1	10,23

* Applied higher module as required.

D A T A S H E E T

Correction factor for other evaporating temperatures than nominal:

$$Q_n = Q_o \times K_t$$

- Q_n: Nominal capacity
- K_t: Correction factor for a pressure drop corresponding 1 K saturation temperature
- Q_o: Required cooling capacity

Correction Factor K _t										
Evaporating Temperature (°C)										
	+4	0	-5	-10	-15	-20	-25	-30	-35	-40
K _t	1,00	1,12	1,35	1,75	2,00	2,50	3,00	3,75	5,00	6,60

Technical data

Maximum working pressure PS at TS -45°C to -10°C at TS -10°C to +65°C	20.7 bar 15.5 bar
Factory test pressure PT None CE and hazard category I Hazard category II	22.8 bar 29.6 bar
Temperature Range TS	-45°C to +65°C
Fluid group	II
Marking	CE
Compatibility	CFC, HCFC, HFC, mineral and ester lubricants *

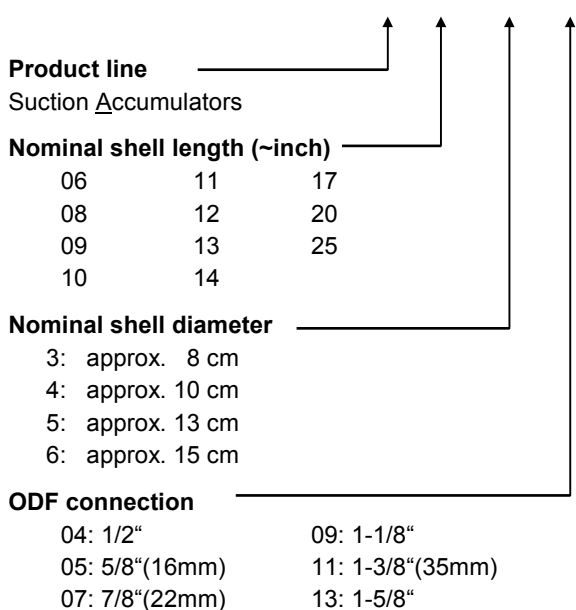
Approvals	UL
Paint	Epoxy powder paint
Protection	minimum 500 hours salt spray test
Solder connections	copper, ODF
Shell material	steel
Package	Individual packaged

*) The suction accumulators are not released for use with caustic, poisonous or flammable substances.

Note: All pressure are given in gauge pressure

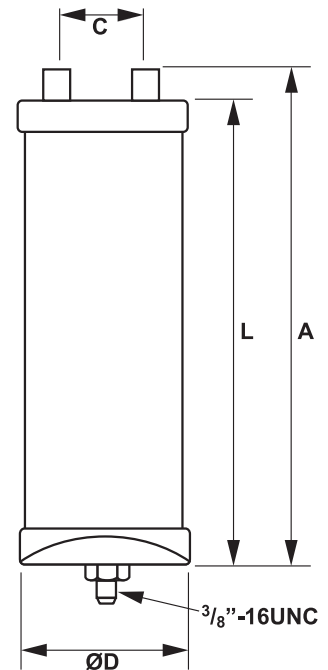
Nomenclature

A XX - X XX



Dimensions

Type	Part No.	Connection	Master box qty.	A (mm)	L (mm)	C	ØD (mm)	Volume Lit.
A06-405	001 989	5/8"	6	168	143	64	105	0,93
A08-304	001 973	1/2"	6	210	191	41	79	0,73
A09-506	881 995	3/4"	6	246	216	70	132	2,33
A09-507	882 455	7/8"	6	252	216	70	132	2,33
A10-305	001 977	5/8"	8	266	238	41	79	0,93
A10-405	001 990	5/8"	6	279	254	64	105	1,75
A10-406	001 994	3/4"	6	285	254	64	105	1,75
A11-607	882 014	7/8"	1	317	279	75	160	4,30
A12-305	001 978	5/8"	8	320	292	41	79	1,16
A12-306	001 979	3/4"	8	325	292	41	79	1,16
A12-506	881 996	3/4"	6	327	297	70	132	3,29
A12-507	881 998	7/8"	6	334	297	70	132	3,29
A13-507	882 007	7/8"	6	377	340	70	132	3,80
A13-509	882 011	1-1/8"	6	380	340	70	132	3,80
A13-607	882 015	7/8"	1	358	320	75	160	4,98
A13-609	882 019	1-1/8"	1	363	320	75	160	4,98
A14-305	001 980	5/8"	8	378	350	41	79	1,40
A14-306	001 987	3/4"	8	383	350	41	79	1,40
A14-611	882 020	1-3/8"	1	396	350	75	160	5,48
A17-509	882 012	1-1/8"	6	470	430	70	132	4,87
A17-511	882 013	1-3/8"	6	471	430	70	132	4,87
A17-613	882 022	1-5/8"	1	480	432	75	160	6,85
A17-642	889 023	42mm	1			75	160	6,85
A20-613	882 021	1-5/8"	1	563	514	75	160	8,21
A25-613	882 023	1-5/8"	1	683	635	75	160	10,23



EMERSON is not to be held responsible for erroneous literature regarding capacities, dimensions, applications, etc. stated herein. Products, specifications and data in this literature are subject to change without notice. The information given herein is based on technical data and tests which EMERSON believes to be reliable and which are in compliance with technical knowledge of today. It is intended only for use by persons having the appropriate technical knowledge and skills, at their own discretion and risk. Since conditions of use are outside of EMERSON's control we can not assume any liability for results

obtained or damages occurred due to improper application. Our products are designed and adapted for fixed locations. For mobile applications failures may occur. The suitability for this has to be assured from the plant manufacturer which may include making appropriate tests.

This document replaces all earlier versions.

Emerson Electric GmbH & Co OHG ALCO CONTROLS Postfach 1251 Heerstraße 111 D-71332 Waiblingen Germany Phone ...49-7151-509-0 Fax ...49-7151-509-200 www.emersonclimate.eu	Benelux	Phone:	Fax:
	Germany, Austria & Switzerland	+31 (0)77 324 0 234	+31 (0)77 324 0 235
	France, Greece, Maghreb	+49 (0)6109 6059 -0	+49 (0)6109 6059 40
	Italia	+33 (0)4 78 66 85 70	+33 (0)4 78 66 85 71
	Spain & Portugal	+39 02 961 781	+39 02 961 788 888
	UK & Ireland	+34 93 41 23 752	+34 93 41 24 2
	Sweden, Denmark, Norway & Finland	+44 (0) 1635 876 161	+44 (0) 1635 877 111
	Eastern Europe & Turkey	+49 (0)2408 929 0	+49 (0)2408 929 528
	Poland	+49 (0)2408 929 0	+49 (0)2408 929 525
	Russia & Cis	+48 (0)22 458 9205	+48 (0)22 458 9255
	Balkan	+7 495 981 9811	+7 495 981 9816
	Romania	+385 (0) 1560 38 75	+385 (0) 1 560 3879
Ukraine	+40 364 73 11 72	+40 364 73 12 98	
	+38 44 4 92 99 24	+38 44 4 92 99 28	