

- Easy to install
- Protect the linesets and unit
- Protection saves energy consumption
- Extends the life of the equipment
- UV resistant
- Paintable

 **SpeediDuct**®

*SpeediDuct® covers it all from the unit to the wall*

## SpeediDuct® protects the linesets

In most installation configurations, the linesets connected to the outdoor unit and drain hose run along the exterior wall before passing through the wall to connect to the indoor unit.


The lineset insulation is particularly vulnerable to degradation due to climatic conditions and UV radiation. Without proper protection the insulation may crack and crumble, losing its insulation properties.

## Cost Saver

Air conditioner and heat pump equipment do not operate properly when the lineset or the insulation gets damaged. This can lead to higher maintenance cost or entire unit replacement before its normal end of life. SpeediDuct® protects and contributes to extend the life of the equipment.

## Energy Saver

Exposed linesets with damaged insulation have reduced efficiency. This may cause the system to use higher levels of energy and cost more to operate. SpeediDuct® protects the lineset insulation and saves energy.



## 5 Steps for a 1-man job

SpeediDuct® is designed to ease the job of the installer. Its patent-pending rail and SpinFix-clip-original design allow fast, professional installation in just 5 steps:

1. Fix the bottom parts of the fitting and the duct to the wall.
2. Place a cable tie in the SpinFix. Insert and rotate the SpinFix onto the rail at the bottom of the SpeediDuct®.
3. Lay the lineset, drain hose, and control cable inside the duct. Strap the cable tie and cut off any excess material. Avoid crushing the drain hose and lineset insulation.
4. Cover with the top part of the SpeediDuct®.
5. Install the fitting top (cover) for a rigid assembly using the included stainless steel screws.



## SpeediDuct® matches your style

### STANDARD COLOURS

Pure white



Ivory white



CW903  
pure white

CI902  
ivory

### PAINTABLE

SpeediDuct® can be painted to blend with any exterior/interior colour palette.

In order to ensure good paint adhesion, we recommend following paint manufacturers' instructions for painting plastics (PVC, ASA, PE, PP).

We recommend painting in bright colours only.



## Invest in a professional installation, designed for both central A/C and split units



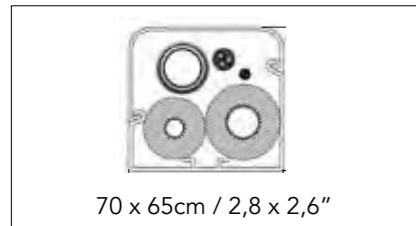
The SpeediDuct® lineset-cover system includes a variety of fittings to meet any challenge. The wide range of fittings offers the professional installer a solution for the most difficult installation configurations for either unitary, heat pump and ductless mini-split equipment.

The top and bottom sections are assembled with quality stainless steel screws that provide a very rigid, stable installation with no loose-fitting parts.

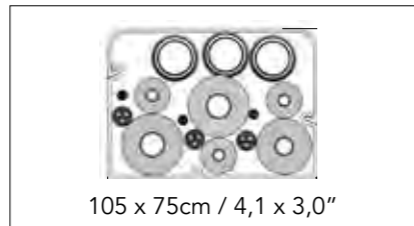
SpeediDuct® also offers a flush-fitting design. The bottom half is flat and enables improved in-corner fit eliminating gaps that create an unsightly appearance.



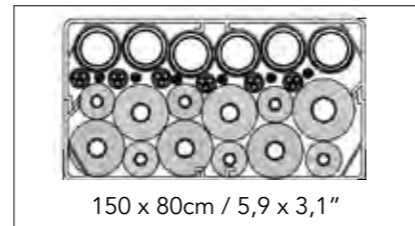
## SpeediDuct® comes in 3 different sizes



70 x 65cm / 2,8 x 2,6"



105 x 75cm / 4,1 x 3,0"




150 x 80cm / 5,9 x 3,1"

Depending on installation configurations, ducts' contents may vary.

### Exterior lineset installation

without SpeediDuct®



### Exterior lineset installation with SpeediDuct®

Creates a professional appearance that protects and helps to maintain equipment efficiency.



## SpinFix helps 1 person quickly secure a lineset and drain hose in SpeediDuct® in 5 easy steps!



### Step 1

Fix the bottom parts of the fitting and the duct to the wall.



### Step 2

Place a cable tie in the SpinFix, insert and rotate the SpinFix onto the rail at the bottom of the SpeediDuct®.



### Step 3

Lay the lineset, drain hose and control cable inside the duct, strap the cable tie around them without damaging neither deforming them. Cut any excess of cable tie. Duct contents may vary according to installation configurations.



### Step 4

Cover with the top part of the SpeediDuct®.



### Step 5

Install the fitting top (cover) for a rigid assembly using the included stainless steel screws.



### Optional step\*

Paint SpeediDuct® to match the wall colour.

\* Please respect the recommendations of paint manufacturers for painting PVC, ASA, PE and PP plastics. We recommend painting in bright colours only.

## SpeediDuct®

CW903  
pure white

CI902  
ivory



- Made of rigid, shockproof, UV-stabilized fire resistant PVC
- High-quality (usable from -20°C/-4°F to +60°C/140°F in a static position)
- Thanks to the unique rail guide, the SpinFix™ allows you to strap and keep the linesets in place
- Energy saver: linesets are protected against UV damage and climatic conditions. They are energy saving.

Model	SPDU.70	SPDU.105	SPDU.150
Part Code	0504.00001.0xx	0504.00101.0xx	0504.00201.0xx
A	70 mm / 3"	105 mm / 4"	150 mm / 6"
B	65 mm / 2,5"	75 mm / 3"	80 mm / 3,25"
L = Length	2 M / 6,5 feet	2 M / 6,5 feet	2 M / 6,5 feet
Colour	Pure white / Ivory	Pure white / Ivory	Pure white** / Ivory
Packing	6 pcs (=12M)	6 pcs (=12M)	5 pcs (=10M)
MOQ pallet	480 M	360 M	250 M



## SpinFix



Model	SFIX1000	SpinFix + Cable Ties SFIXCT100
Part Code	0508.00008.000	0508.00008.023
MOQ packing per	1000 pcs (Without Cable Tie)	10 sets (1set = 100x(SpinFix&CableTie).

## Wall Cover

For wall inlet or outlet

CW903  
pure white

CI902  
ivory



Model	SPDU.WC.70	SPDU.WC.105	SPDU.WC.150
Part Code	0504.00009.0xx	0504.00109.0xx	0504.00209.0xx
A	70 mm / 3"	105 mm / 4"	150 mm / 6"
B	65 mm / 2,5"	75 mm / 3"	80 mm / 3,25"
Colour	Pure white / Ivory	Pure white / Ivory	Pure white** / Ivory
MOQ Packing	10 pcs	10 pcs	10 pcs

Please respect the recommendations of paint manufacturers for painting PVC, ASA, PE and PP plastics. We recommend painting in bright colours only.

\*\* For the 150mm/6" duct and fittings contact us for availability in pure white.  
MOQ = Minimum Order Quantity

## Connection Piece

CW903  
pure white

CI902  
ivory



Model	SPDU.CP.70	SPDU.CP.105	SPDU.CP.150
Part Code	0504.00012.0xx	0504.00112.0xx	0504.00212.0xx
A	70 mm / 3"	105 mm / 4"	150 mm / 6"
B	65 mm / 2,5"	75 mm / 3"	80 mm / 3,25"
Colour	Pure white/Ivory	Pure white/Ivory	Pure white**/Ivory
MOQ Packing	10 pcs	10 pcs	10 pcs

## Soffit Inlet

CW903  
pure white

CI902  
ivory



Model	SPDU.SI.70	SPDU.SI.105
Part Code	0504.00017.0xx	0504.00117.0xx
A	70 mm / 3"	105 mm / 4"
B	65 mm / 2,5"	75 mm / 3"
Colour	Pure white/Ivory	Pure white/Ivory
MOQ Packing	10 pcs	10 pcs

## Flat Rosette

CW903  
pure white

CI902  
ivory



Connecting an evaporator to SpeediDuct® is the easiest and most aesthetic solution available. Next to the soffit inlet fitting, the unique flat rosette enables the duct to be mounted flush with the wall while covering the hole for the linesets to pass through the ceiling.

Model	SPDU.FR.70	SPDU.FR.105	SPDU.FR.150
Part Code	0504.00007.0xx	0504.00107.0xx	0504.00207.0xx
A	70 mm / 3"	105 mm / 4"	150 mm / 6"
B	65 mm / 2,5"	75 mm / 3"	80 mm / 3,25"
Colour	Pure white/Ivory	Pure white/Ivory	Pure white**/Ivory
MOQ Packing	10 pcs	10 pcs	10 pcs


Please respect the recommendations of paint manufacturers for painting PVC, ASA, PE and PP plastics. We recommend painting in bright colours only.

\*\* Contact us for availability in pure white  
MOQ = Minimum Order Quantity

## Adjustable Flat Bend

CW903  
pure white

CI902  
ivory




Adjustable between 90° and 135°  
Uneven wall surfaces or specific installation situations may require SpeediDuct® to be connected at various angles, the adjustable flat bend is the flexible solution for this problem

Model	SPDU.AFB.70	SPDU.AFB.105
Part Code	0504.00016.0xx	0504.00116.0xx
A	70 mm / 3"	105 mm / 4"
B	65 mm / 2,5"	75 mm / 3"
Colour	Pure white/Ivory	Pure white/Ivory
MOQ Packing	10 pcs	10 pcs

## 90° Flat Bend

CW903  
pure white

CI902  
ivory




Model	SPDU.FB.70	SPDU.FB.105	SPDU.FB.150
Part Code	0504.00005.0xx	0504.00105.0xx	0504.00205.0xx
A	70 mm / 3"	105 mm / 4"	150 mm / 6"
B	65 mm / 2,5"	75 mm / 3"	80 mm / 3,25"
Colour	Pure white/Ivory	Pure white/Ivory	Pure white **/Ivory
MOQ Packing	10 pcs	10 pcs	10 pcs

## 45° Flat Bend

CW903  
pure white

CI902  
ivory




Model	SPDU.FB45.70	SPDU.FB45.105	SPDU.FB45.150
Part Code	0504.00004.0xx	0504.00104.0xx	0504.00204.0xx
A	70 mm / 3"	105 mm / 4"	150 mm / 6"
B	65 mm / 2,5"	75 mm / 3"	80 mm / 3,25"
Colour	Pure white/Ivory	Pure white/Ivory	Pure white **/Ivory
MOQ Packing	10 pcs	10 pcs	10 pcs

Please respect the recommendations of paint manufacturers for painting PVC, ASA, PE and PP plastics. We recommend painting in bright colours only.  
\*\* For 150mm/6" contact us for availability in Pure white  
MOQ = Minimum Order Quantity

## 90° Outside Elbow Bend

CW903  
pure white

CI902  
ivory



To place around the outside corner

Model	SPDU.EIN.70	SPDU.EIN.105	SPDU.EIN.150
Part Code	0504.00003.0xx	0504.00103.0xx	0504.00203.0xx
A	70 mm / 3"	105 mm / 4"	150 mm / 6"
B	65 mm / 2,5"	75 mm / 3"	80 mm / 3,25"
Colour	Pure white/Ivory	Pure white/Ivory	Pure white **/Ivory
MOQ Packing	10 pcs	10 pcs	10 pcs

## 90° Inside Elbow Bend

CW903  
pure white

CI902  
ivory



To place inside the internal corner

Model	SPDU.EB.70	SPDU.EB.105	SPDU.EB.150
Part Code	0504.00002.0xx	0504.00102.0xx	0504.00202.0xx
A	70 mm / 3"	105 mm / 4"	150 mm / 6"
B	65 mm / 2,5"	75 mm / 3"	80 mm / 3,25"
Colour	Pure white/Ivory	Pure white/Ivory	Pure white **/Ivory
MOQ Packing	10 pcs	10 pcs	10 pcs

## 90° Long Flat Bend

CW903  
pure white

CI902  
ivory



Ideal when copper bending is tough and requires a wider radius.  
Avoids crushing the linesets.

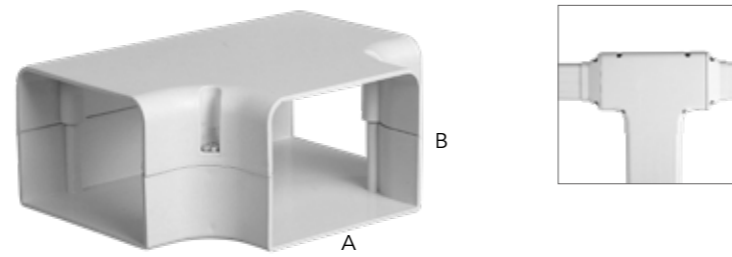
Model	SPDU.LFB.70	SPDU.LFB.105	SPDU.LFB.150
Part Code	0504.00008.0xx	0504.00108.0xx	0504.00208.0xx
A	70 mm / 3"	105 mm / 4"	150 mm / 6"
B	65 mm / 2,5"	75 mm / 3"	80 mm / 3,25"
Colour	Pure white/Ivory	Pure white/Ivory	Pure white **/Ivory
MOQ Packing	10 pcs	10 pcs	10 pcs

Please respect the recommendations of paint manufacturers for painting PVC, ASA, PE and PP plastics. We recommend painting in bright colours only.  
\*\* For 150mm/6" contact us for availability in Pure white  
MOQ = Minimum Order Quantity

## T-Joint

CW903  
pure white

CI902  
ivory



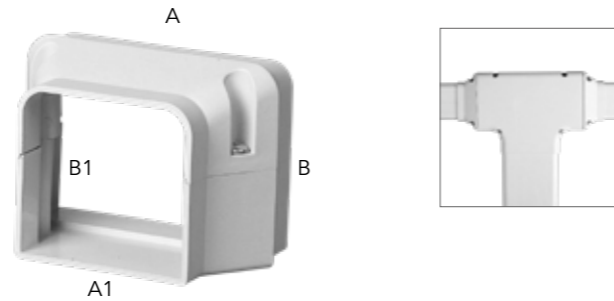
For Multi-split Systems / Reducer joints are required to combine a duct of 70mm/3" with a duct of 105mm/4"  
To combine a duct of 105mm/4" with a duct of 150mm/6"

Model	SPDU.TJ.105	SPDU.TJ.150
Part Code	0504.00115.0xx	0504.00215.0xx
A	105 mm / 4"	150 mm / 6"
B	75 mm / 3"	80 mm / 3,25"
Colour	Pure white/Ivory	Pure white **/Ivory
MOQ Packing	10 pcs	10 pcs

## Reducer Joint

CW903  
pure white

CI902  
ivory




To combine with a T-joint

Model	SPDU.RJ.105	SPDU.RJ.150
Part Code	0504.00011.0xx	0504.00111.0xx
A	105 mm / 4"	150 mm / 6"
B	75 mm / 3"	80 mm / 3,25"
A1	70 mm / 3"	105 mm / 4"
B1	65 mm / 2,5"	75 mm / 3"
Colour	Pure white/Ivory	Pure white **/Ivory
MOQ Packing	10 pcs	10 pcs

## Duct Cap

CW903  
pure white

CI902  
ivory




Model	SPDU.DC.70	SPDU.DC.105	SPDU.DC.150
Part Code	0504.00013.0xx	0504.00113.0xx	0504.00213.0xx
A	70 mm / 3"	105 mm / 4"	150 mm / 6"
B	65 mm / 2,5"	75 mm / 3"	80 mm / 3,25"
Colour	Pure white/Ivory	Pure white/Ivory	Pure white **/Ivory
MOQ Packing	10 pcs	10 pcs	10 pcs

## Duct End

CW903  
pure white

CI902  
ivory



Model	SPDU.DE.70	SPDU.DE.105	SPDU.DE.150
Part Code	0504.00014.0xx	0504.00114.0xx	0504.00214.0xx
A	70 mm / 3"	105 mm / 4"	150 mm / 6"
B	65 mm / 2,5"	75 mm / 3"	80 mm / 3,25"
A1	52 mm	52 mm	52 mm
B1	30 mm	30 mm	30 mm
Colour	Pure white/Ivory	Pure white/Ivory	Pure white **/Ivory
MOQ Packing	10 pcs	10 pcs	10 pcs

## Wall Rosette

CW903  
pure white

CI902  
ivory



Model	SPDU.WR.70	SPDU.WR.105	SPDU.WR.150
Part Code	0504.00010.0xx	0504.00110.0xx	0504.00210.0xx
A	70 mm / 3"	105 mm / 4"	150 mm / 6"
B	65 mm / 2,5"	75 mm / 3"	80 mm / 3,25"
Colour	Pure white/Ivory	Pure white/Ivory	Pure white **/Ivory
MOQ Packing	10 pcs	10 pcs	10 pcs

Please respect the recommendations of paint manufacturers for painting PVC, ASA, PE and PP plastics. We recommend painting in bright colours only.  
\*\* For 150mm/6" contact us for availability in Pure white  
MOQ = Minimum Order Quantity

Please respect the recommendations of paint manufacturers for painting PVC, ASA, PE and PP plastics. We recommend painting in bright colours only.  
\*\* For 150mm/6" contact us for availability in Pure white  
MOQ = Minimum Order Quantity

## Flexy kit

**Protects your linesets from the condenser unit to the wall.  
Saving time when connecting 2 ducts is an art!**

- 1x Flexible hose: length 1 m / 39.4"
- 1x Flex connector
- 1x "Flex-end"
- 1x Stainless steel clamp

CW903 pure white	CI902 ivory
---------------------	----------------

## NEW PACKAGING 1 KIT / BOX

Model	SPDU.FLEX.70	SPDU.FLEX.105
Part Code	0504.00021.07x	0504.000121.07x
A	70 mm / 3"	105 mm / 4"
B	65 mm / 2,5"	75 mm / 3"
Colour	Pure white / Ivory	Pure white / Ivory
MOQ Packing	1 kit	1 kit



Please respect the recommendations of paint manufacturers for painting PVC, ASA, PE and PP plastics. We recommend painting in bright colours only.  
MOQ = Minimum Order Quantity