

# DUCTED MEDIUM PRESSURE



# DUCTED MEDIUM PRESSURE

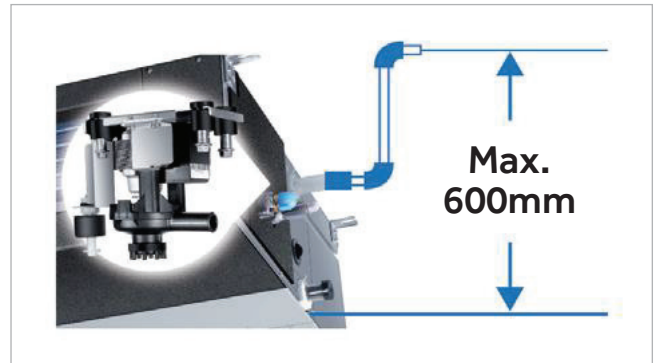
## COMPACT DESIGN

The unit has a thickness of 248 mm which allows better adaptation and ease of installation.



## CONDENSATE DRAIN

The medium-pressure ducted units includes a condensate drain pump as standard. This guarantees a maximum prevalence of 600 mm measured from the base of the machine. There is the possibility of performing condensate drain by gravity (reversible on both sides).




## EASY INSTALLATION

- The connection of electrical cables is now possible through only one screw.
- The ducted units have two options for connecting the air extraction channel: rear or lower.



## Wi-Fi

Besides normal wired/infrared control, Haier supplies Smart Control from hOn APP. Including the on/off, Operation mode selection, fan speed temperature, and air flow adjustment, schedule, UV function and steri-clean 56°C, etc.



## FRESH AIR

Air exchange allows introduction of clean air into the room.

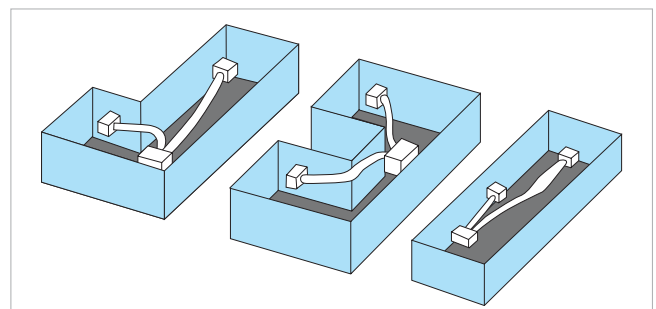
## UVC Sterilisation

The built-in LED UV lights kill airborne hazards when the air circulates from air inlet, ensuring the clean air out.




## Flexible air distribution

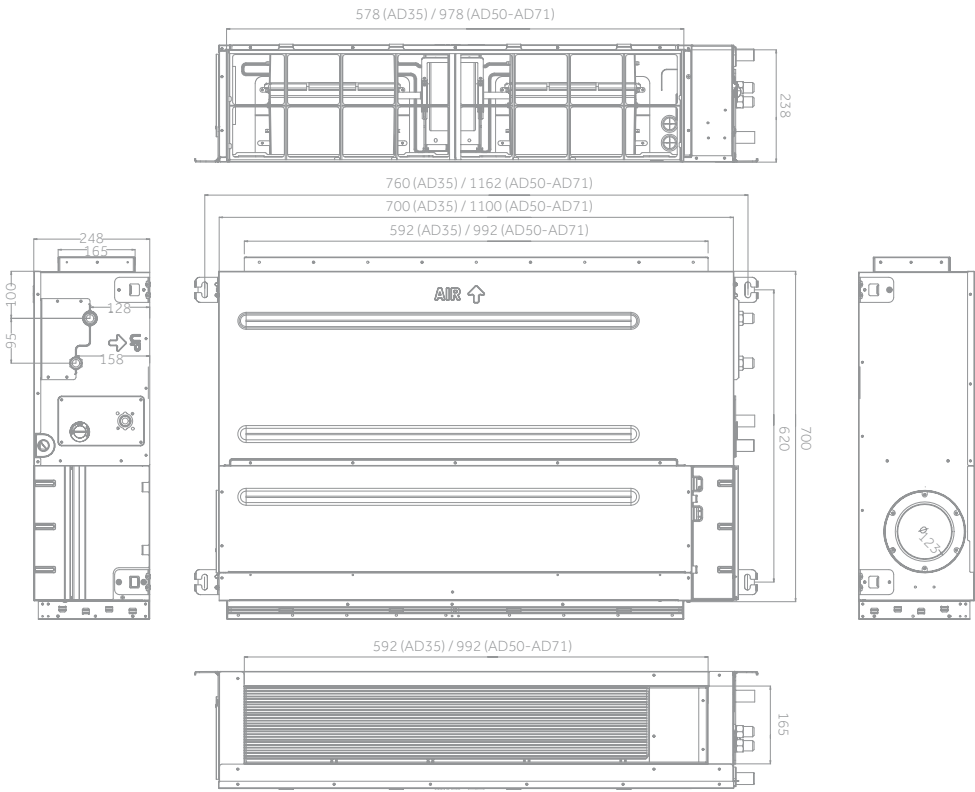
The ducted units satisfy multiple installation solutions (circular or rectangular channels).



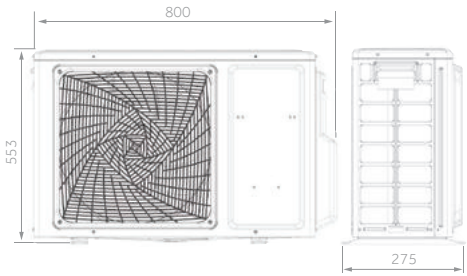
# DUCTED MEDIUM PRESSURE



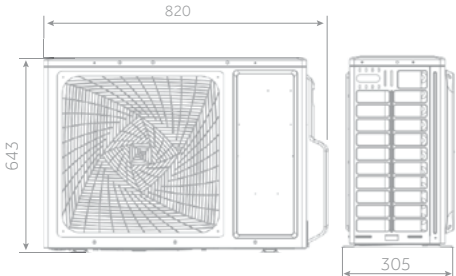
AD35 - AD50 - AD71



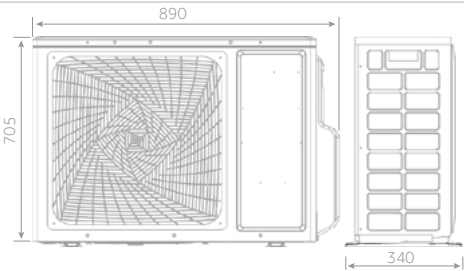
1U35



1U50



1U71



3,5 kW

5,0 kW

7,1 kW

# DUCTED MEDIUM PRESSURE



A++ / A

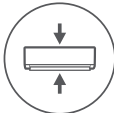
3,5 kW

5,0 kW

7,1 kW

Please see pages 40 & 41  
For Controller Options

Silence

Compact  
Design

3D


Condensate  
Drain PumpFlexible  
InstallationUVC  
SterilisationIntegrated  
Wi-Fi Control

- Low noise level
- Compact design
- 'Fresh air' knockout is incorporated in the chassis to allow fresh air introduction of up to 20% of nominal unit air flow without compromising the cooling capacity.
- Condensate drain pump
- UCV Sterilisation
- Integrated Wi-Fi control




INDOOR UNIT	Model	AD35S2SM3FA(H)	AD50S2SM3FA(H)	AD71S2SM3FA(H)
OUTDOOR UNIT	Model	1U35S2SM1FA-2	1U50S2SJ2FA-2	1U71S2ST1FA
<b>Performance data</b>				
Output power - COOLING	nom (min-max) kW	3,50 (0,90-4,50)	5,00 (1,80-6,00)	7,10 (2,00-7,30)
Output power - HEATING	nom (min-max) kW	4,00 (1,00-4,80)	6,00 (2,00-6,20)	7,60 (2,50-8,00)
Absorbed power - COOLING	nom (min-max) kW	1,08 (0,28-1,80)	1,55 (0,55-2,00)	2,08 (0,50-2,60)
Absorbed power - HEATING	nom (min-max) kW	1,08 (0,28-1,80)	1,48 (0,60-2,00)	2,00 (0,50-2,60)
Energy class	EER	W/W	3,23	3,42
	COP	W/W	3,71	3,80
COOLING Pdesign	35 °C	kW	3,50	6,80
HEATING Pdesign	(-10 °C)	kW	2,70	5,00
Energy class	SEER		6,10 (A++)	6,83 (A++)
	SCOP		3,80 (A)	4,25 (A+)
Annual Energy Consumption - COOLING	kWh/a	215	291	406
Annual Energy Consumption - HEATING	kWh/a	1020	1782	1831
<b>Indoor Unit</b>				
Power supply		Ph/V/Hz	1/220-240/50/60	1/220-240/50/60
Treated air volume	(H/M/L/Q)	m <sup>3</sup> /h	840/720/600/450	1020/900/780/550
External static pressure		Pa	25(default)/37/50/70/90/100/110/120/130/150	
High sound power		dB	55	60
Sound pressure		dB(A)	41/35/28/26	44/41/39/36
Net dimensions	WxDxH	mm	700x700x248	1100x700x248
Packaging dimensions	WxDxH	mm	914x866x318	1316x866x318
Net/gross weight		kg	26,0/30,0	31,0/35,0
<b>Outdoor Unit</b>				
Power supply		Ph/V/Hz	1/220-240/50	1/220-240/50/60
Power cable		N x mm <sup>2</sup>	3 x 1,5	3 x 4,0
Interconnection cable		N x mm <sup>2</sup>	4 x 1,0	4 x 2,5
Sound power	H	dB	61	68
Sound pressure	H	dB(A)	48	54
Running current cooling/heating	Max	A	8,0	13,1
Starting current cooling/heating	Max	A	2,0	2,0
Net dimensions	WxDxH	mm	800x275x553	820x305x643
Packaging dimensions	WxDxH	mm	902x375x605	940x390x697
Net/gross weight		kg	30,0/32,9	35,7/38,5
Compressor type			Rotary inverter	Rotary inverter
<b>Installation data</b>				
Refrigerant			R32	R32
Liquid pipe	∅	mm (inch)	6,35 (1/4)	9,52 (3/8)
Gas pipe	∅	mm (inch)	9,52 (3/8)	12,70 (1/2)
Standard pipe length without refrigerant charge		m	7	10
Maximum pipe length		m	20	25
Maximum IU - OU elevation		m	10	15
Refrigerant charge in the factory		kg	0,78	1,10
Refrigerant charge in the factory		TCO <sub>2</sub> eq	0,53	0,74
Additional ref. charge over std length		g/m	20	20
Outdoor operating limits - COOLING	min-max	°C	-20-43	
Outdoor operating limits - HEATING	min-max	°C	-20-24	

# DUCTED MEDIUM PRESSURE

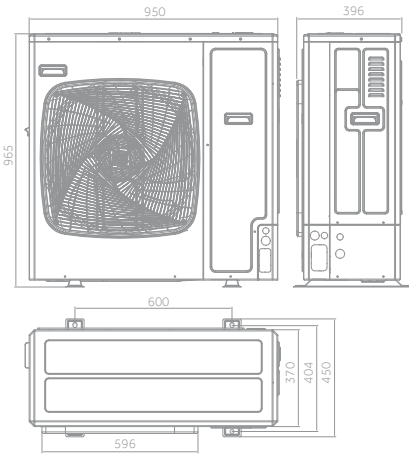
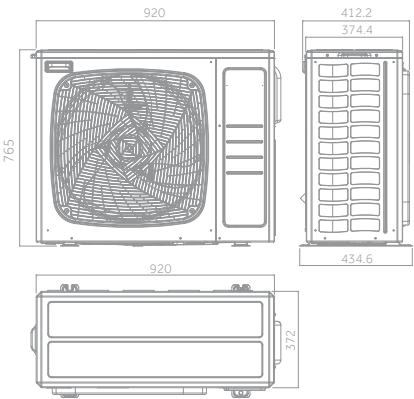


AD105 - AD125



1U105

1U125



10,5 kW



12,5 kW

# DUCTED MEDIUM PRESSURE

10,5 kW

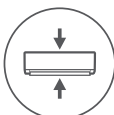
12,5 kW

Please see pages 40 & 41  
For Controller Options

A++ / A



Silence

Compact  
Design

3D


Condensate  
Drain PumpFlexible  
InstallationUVC  
SterilisationIntegrated  
Wi-Fi Control

- Low noise level
- Compact design
- 'Fresh air' knockout is incorporated in the chassis to allow fresh air introduction of up to 20% of nominal unit air flow without compromising the cooling capacity.
- Condensate drain pump
- UCV Sterilisation
- Integrated Wi-Fi control




INDOOR UNIT	Model		AD105S2SM3FA(H)	AD105S2SM3FA(H)	AD125S2SM8FA(H)	AD125S2SM8FA(H)
OUTDOOR UNIT	Model		1U105S2SS2FA	1U105S2SS1FB	1U125S2SN2FA	1U125S2SN2FB
<b>Performance data</b>						
Output power - COOLING	nom (min-max)	kW	9,50 (2,50-10,00)	9,50 (2,50-10,00)	12,30 (3,00-13,00)	12,40 (3,00-13,00)
Output power - HEATING	nom (min-max)	kW	10,20 (3,00-10,50)	10,50 (3,00-11,00)	12,70 (3,50-13,50)	12,80 (3,50-13,50)
Absorbed power - COOLING	nom (min-max)	kW	3,16 (0,50-4,00)	3,27 (0,50-4,00)	4,60 (1,00-6,00)	4,51 (1,00-6,00)
Absorbed power - HEATING	nom (min-max)	kW	2,91 (0,50-4,00)	3,00 (0,50-4,00)	3,93 (1,00-6,00)	3,87 (1,00-6,00)
Energy class	EER	W/W	3,01	2,90	2,67	2,75
	COP	W/W	3,50	3,50	3,23	3,31
COOLING Pdesign	35 °C	kW	9,50	9,50	12,30	12,40
HEATING Pdesign	(-10 °C)	kW	7,20	6,00	8,00	8,00
Energy class	SEER		6,10 (A++)	6,00 (A+)	5,72 (A+)	5,85 (A+)
	SCOP		3,80 (A)	3,91 (A)	3,93 (A)	3,96 (A)
Annual Energy Consumption - COOLING		kWh/a	544	569	735	718
Annual Energy Consumption - HEATING		kWh/a	2792	2094	3032	3003
<b>Indoor Unit</b>						
Power supply		Ph/V/Hz	1/220-240/50/60	1/220-240/50/60	1/220-240/50/60	1/220-240/50/60
Treated air volume	(H/M/L/Q)	m <sup>3</sup> /h	1600/1480/1360/1240	1600/1480/1360/1240	2250/1960/1680/1500	2250/1960/1680/1500
External static pressure		Pa	25/37(default)/50/70/90/100/110/120/130/150			
High sound power		dB	61	64	65	65
Sound pressure		dB(A)	47/44/40/37	47/44/40/37	48/45/42/39	48/45/42/39
Net dimensions	WxDxH	mm	1500x700x248	1500x700x248	1500x700x248	1500x700x248
Packaging dimensions	WxDxH	mm	1711x870x325	1711x870x325	1711x870x325	1711x870x325
Net/gross weight		kg	46,0/55,0	46,0/55,0	48,0/57,0	48,0/57,0
<b>Outdoor Unit</b>						
Power supply		Ph/V/Hz	1/220-240/50/60	3/380-415/50/60	1/220-240/50/60	3/380-415/50/60
Power cable		N x mm <sup>2</sup>	3 x 4,0	5 x 4,0	3 x 6,0	5 x 4,0
Interconnection cable		N x mm <sup>2</sup>	4 x 2,5	4 x 2,5	4 x 2,5	4 x 2,5
Sound power	H	dB	66	68	72	72
Sound pressure	H	dB(A)	53	54	58	58
Running current cooling/heating	Max	A	16,5	6,8	26,0	10,0
Starting current cooling/heating	Max	A	3,0	1,0	4,0	2,0
Net dimensions	WxDxH	mm	920x372x765	920x372x765	950x370x965	950x370x965
Packaging dimensions	WxDxH	mm	1036x478x820	1085x485x830	1050x485x1130	1050x485x1130
Net/gross weight		kg	60,0/65,0	61,0/66,0	84,0/89,0	85,0/90,0
Compressor type			Twin rotary inverter	Twin rotary inverter	Twin rotary inverter	Twin rotary inverter
<b>Installation data</b>						
Refrigerant			R32	R32	R32	R32
Liquid pipe	Ø	mm (inch)	9,52 (3/8)	9,52 (3/8)	9,52 (3/8)	9,52 (3/8)
Gas pipe	Ø	mm (inch)	15,88 (5/8)	15,88 (5/8)	15,88 (5/8)	15,88 (5/8)
Standard pipe length without refrigerant charge		m	30	30	30	30
Maximum pipe length		m	50	50	50	50
Maximum IU - OU elevation		m	30	30	30	30
Refrigerant charge in the factory		kg	1,70	1,70	2,30	2,30
Refrigerant charge in the factory		TCO <sub>2</sub> eq	1,15	1,15	1,55	1,55
Additional ref. charge over std length		g/m	45	45	45	45
Outdoor operating limits - COOLING	min-max	°C	-20-46			
Outdoor operating limits - HEATING	min-max	°C	-20-24			

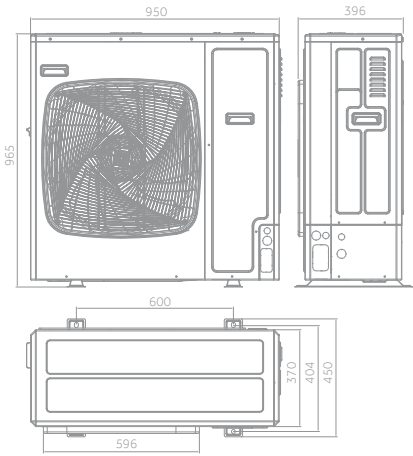
# DUCTED MEDIUM PRESSURE



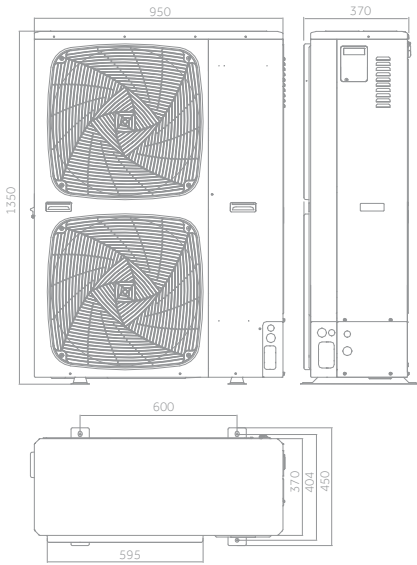
AD140 - AD160



1U140



1U140 - 1U160



14,0 kW - 16,0 kW

# DUCTED MEDIUM PRESSURE

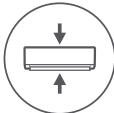
13,4 kW

16,0 kW

Please see pages 40 & 41  
For Controller Options



Silence



Compact Design



3D



Condensate Drain Pump



Flexible Installation



UVC Sterilisation



Integrated Wi-Fi Control



- Low noise level
- Compact design
- 'Fresh air' knockout is incorporated in the chassis to allow fresh air introduction of up to 20% of nominal unit air flow without compromising the cooling capacity.
- Condensate drain pump
- UCV Sterilisation
- Integrated Wi-Fi control



INDOOR UNIT	Model		AD140S2SM8FA(H)	AD140S2SM8FA(H)	AD140S2SM8FA(H)	AD140S2SM8FA(H)	AD160S2SM3FA(H)
OUTDOOR UNIT	Model		1U140S2SN1FA	1U140S2SN1FB	1U140S2SP2FA	1U140S2SP2FB	1U160S2SP1FB
<b>Performance data</b>							
Output power - COOLING	nom (min-max)	kW	13,40 (3,50-14,00)	13,40 (3,50-14,00)	13,40 (4,00-15,00)	13,40 (4,00-15,00)	16,00 (4,50-16,50)
Output power - HEATING	nom (min-max)	kW	15,00 (4,00-15,50)	15,00 (4,00-15,50)	15,00 (4,50-16,00)	15,00 (4,50-16,00)	17,00 (5,00-18,00)
Absorbed power - COOLING	nom (min-max)	kW	5,28 (1,00-6,50)	5,18 (1,00-6,50)	4,14 (1,00-6,00)	4,15 (1,00-6,00)	5,48 (1,00-6,50)
Absorbed power - HEATING	nom (min-max)	kW	4,92 (1,00-6,50)	4,79 (1,00-6,50)	4,03 (1,00-6,00)	4,02 (1,00-6,00)	4,82 (1,00-6,50)
Energy class	EER	W/W	2,54	2,59	3,24	3,23	2,92
	COP	W/W	3,05	3,13	3,72	3,73	3,53
COOLING Pdesign	35 °C	kW	13,40	13,40	13,40	13,40	16,00
HEATING Pdesign	(-10 °C)	kW	8,50	8,50	11,00	11,00	11,00
Energy class	SEER		5,62 (A+)	5,64 (A+)	6,16 (A++)	6,19 (A++)	5,94 (A+)
	SCOP		3,93 (A)	3,96 (A)	4,06 (A+)	4,06 (A+)	4,06 (A+)
Annual Energy Consumption - COOLING		kWh/a	835	832	761	758	943
Annual Energy Consumption - HEATING		kWh/a	3032	3003	3796	3798	3798
<b>Indoor Unit</b>							
Power supply		Ph/V/Hz	1/220-240/50/60	1/220-240/50/60	1/220-240/50/60	1/220-240/50/60	1/220-240/50/60
Treated air volume	(H/M/L/Q)	m <sup>3</sup> /h	2500/2160/1780/1500	2500/2160/1780/1500	2500/2160/1780/1500	2500/2160/1780/1500	2500/2160/1780/1500
External static pressure		Pa	25/37(default)/50/70/90/100/110/120/130/150				
High sound power		dB	66	66	66	66	67
Sound pressure		dB(A)	48/45/42/39	48/45/42/39	48/45/42/39	48/45/42/39	48/45/42/39
Net dimensions	WxDxH	mm	1500x700x248	1500x700x248	1500x700x248	1500x700x248	1500x700x248
Packaging dimensions	WxDxH	mm	1711x870x325	1711x870x325	1711x870x325	1711x870x325	1711x870x325
Net/gross weight		kg	48,0/57,0	48,0/57,0	48,0/57,0	48,0/57,0	48,0/57,0
<b>Outdoor Unit</b>							
Power supply		Ph/V/Hz	1/220-240/50/60	3/380-415/50/60	1/220-240/50/60	3/380-415/50/60	3/380-415/50/60
Power cable		N x mm <sup>2</sup>	3 x 6,0	5 x 4,0	3 x 6,0	5 x 4,0	5 x 4,0
Interconnection cable		N x mm <sup>2</sup>	4 x 2,5	4 x 2,5	4 x 2,5	4 x 2,5	4 x 2,5
Sound power	H	dB	72	72	70	70	72
Sound pressure	H	dB(A)	58	58	53	53	58
Running current cooling/heating	Max	A	30,0	10,0	32,0	10,0	10,0
Starting current cooling/heating	Max	A	5,0	2,0	6,0	2,0	2,0
Net dimensions	WxDxH	mm	950x370x965	950x370x965	950x370x1350	950x370x1350	950x370x1350
Packaging dimensions	WxDxH	mm	1050x485x1130	1050x485x1130	1050x485x1500	1050x485x1500	1050x485x1500
Net/gross weight		kg	84,0/89,0	85,0/90,0	105,0/118,0	101,0/116,0	101,0/116,0
Compressor type			Twin rotary inverter	Twin rotary inverter	Twin rotary inverter	Twin rotary inverter	Twin rotary inverter
<b>Installation data</b>							
Refrigerant			R32	R32	R32	R32	R32
Liquid pipe	Ø	mm (inch)	9,52 (3/8)	9,52 (3/8)	9,52 (3/8)	9,52 (3/8)	9,52 (3/8)
Gas pipe	Ø	mm (inch)	15,88 (5/8)	15,88 (5/8)	15,88 (5/8)	15,88 (5/8)	19,05 (3/4)
Standard pipe length without refrigerant charge		m	30	30	30	30	30
Maximum pipe length		m	70	70	70	70	70
Maximum IU - OU elevation		m	30	30	30	30	30
Refrigerant charge in the factory		kg	2,30	2,30	2,90	3,50	3,50
Refrigerant charge in the factory		TCO <sub>2</sub> eq	1,55	1,55	1,96	2,36	2,36
Additional ref. charge over std length		g/m	45	45	45	45	60
Outdoor operating limits - COOLING	min-max	°C	-20-46				
Outdoor operating limits - HEATING	min-max	°C	-20-24				