

2,0 kW

2,5 kW

3,5 kW

4,2 kW

5,0 kW

7,1 kW



Standard HQ-HJ



Silence



Eco Sensor



Integrated Wi-Fi control



3D



Easy Installation



UVC Sterilisation



I Feel

- Low noise level
- Dual motion sensor
- Integrated Wi-Fi control
- 3D airflow: continuous movement of horizontal and vertical deflectors

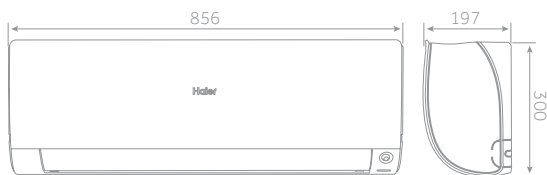
- Easy installation
- UVC Sterilisation
- I Feel



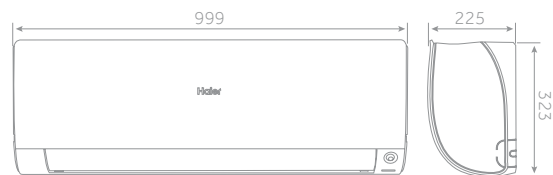
| INDOOR UNIT | Model | AS20S2SF1FA-MW3 | | AS25S2SF1FA-MW3 | | AS35S2SF1FA-MW3 | | AS50S2SF1FA-MW3 | | AS71S2SF1FA-MW3 | |
|----------------------------|----------------|-----------------|--------------|------------------|------------------|------------------|------------------|-----------------|--------------|-----------------|--|
| | | AS20S2SF1FA-MB3 | | AS25S2SF1FA-MB3 | | AS35S2SF1FA-MB3 | | AS50S2SF1FA-MB3 | | AS71S2SF1FA-MB3 | |
| Performance data | | | | | | | | | | | |
| Output power - COOLING | nom (min-max) | kW | 2,00 | 2,60 (0,80-3,20) | 3,50 (1,00-4,00) | 5,20 (1,40-6,00) | 7,00 (2,20-7,50) | | | | |
| Output power - HEATING | nom (min-max) | kW | 2,50 | 3,20 (0,80-4,20) | 4,20 (1,00-5,20) | 6,00 (1,40-6,90) | 8,00 (2,40-8,50) | | | | |
| Power supply | | Ph/V/Hz | 1/220-240/50 | | 1/220-240/50 | | 1/220-240/50 | | 1/220-240/50 | | |
| Interconnection cable | | | 4 x 1,0 | | 4 x 1,0 | | 4 x 1,0 | | 4 x 1,0 | | |
| Treated air volume | H | m3/h | 600 | 600 | 650 | 900 | 1100 | | | | |
| Indoor Unit | | | | | | | | | | | |
| High sound power - COOLING | | dB | 53 | 53 | 55 | 57 | 60 | | | | |
| High sound power - HEATING | | dB | 53 | 53 | 55 | 57 | 60 | | | | |
| Sound pressure - COOLING | | dB(A) | 38/32/25/16 | 38/32/25/16 | 39/33/26/17 | 45/41/37/28 | 47/43/37/33 | | | | |
| Sound pressure -HEATING | | dB(A) | 38/32/25/19 | 38/32/25/19 | 39/33/26/20 | 45/41/37/28 | 47/43/37/33 | | | | |
| Net dimensions | WxDxH | mm | 856x197x300 | 856x197x300 | 856x197x300 | 999x225x323 | 1115x235x343 | | | | |
| Packaging dimensions | WxDxH | mm | 952x283x389 | 952x283x389 | 952x283x389 | 1100x314x420 | 1202x319x432 | | | | |
| Net/gross weight | | kg | 9,5/12,0 | 9,5/12,0 | 9,5/12,0 | 12,0/15,0 | 15,2/18,2 | | | | |
| Installation data | | | | | | | | | | | |
| Liquid pipe | Ø | mm | 6,35 (1/4) | 6,35 (1/4) | 6,35 (1/4) | 6,35 (1/4) | 9,52 (3/8) | | | | |
| Gas pipe | Ø | mm | 9,52 (3/8) | 9,52 (3/8) | 9,52 (3/8) | 12,70 (1/2) | 15,88 (5/8) | | | | |
| Control | | | | | | | | | | | |
| Standard | Remote control | | HQ-HJ | HQ-HJ | HQ-HJ | HQ-HJ | HQ-HJ | | | | |

AS20 - AS25 - AS35 - AS42

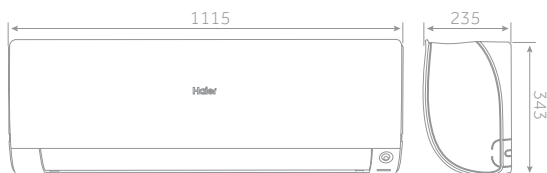
AS50



AS71



MOUNTING DIMENSIONS



AS20-AS25-AS35-AS42-AS50

AS71

