



APPROVALS




 **ENGINEERING CODE**
862HA51


 **APPROVED REFRIGERANT**
R-290

 **POWER SUPPLY**
220-240 V 50 Hz

 **STANDARD CONDITIONS**
EN12900

 **APPLICATION**
MBP

 **COOLING CAPACITY**
783 W (MBP)

 **EFFICIENCY**
2.05 W/W (MBP)

 **MOTOR TYPE**
CSCR

 **STARTING TORQUE**
HST

DATA

General Data

Type	Hermetic reciprocating
Technology Type	On-Off
Displacement	9.99 cm ³
Compressor Cooling	Fan/NotControlled/220
Fan Air Flow	520 m ³ /h
Expansion Device	Capillary Tube or Expansion Valve
Horse Power	1/2 hp
Max Condensing Pressure Operating	18.07 bar
Max Condensing Pressure Peak	20.17 bar
Power Supply	220-240 V 50 Hz
Evaporating Temperature Range	-20 °C to 10 °C

Electrical Data

Motor type	CSCR
Starting Torque	HST
Start Winding Resistance	27.92 Ω at 25° C
Run Winding Resistance	4.53 Ω at 25° C

Mechanical Data

Maximum Recommended Refrigerant Charge	150 g
Oil Charge	350 ml
Oil Type Configuration	ESTER
Oil Type Viscosity	ISO22
Pressurization	Without dry air charge
Weight	11.2 Kg
Free Internal Volume	2.1 L

Electrical Components

	Description
Run Capacitor	5
Start Capacitor	53-64 Uf / 330 V
CSR / CSIR Box	YES
Starting Device	RVA6M3C-114
Motor Protection	T0916/G9

External Characteristics

Base Plate	European	
Tray Holder	No	
Height	200 mm	
Connector	Internal Diameter	Shape
Suction	8.1 mm	Slanted 42°/Copper
Discharge	6.1 mm	Straight/Copper
Process	6.1 mm	Slanted 42°/Copper

PERFORMANCE

Rated Points

Condensing Temperature	Evaporating Temperature	Cooling Capacity	Power Consumption	Gas Flow Rate	Efficiency
45.00°C	-10.00°C	783 W	382 W	9.63 kg/h	2.05 W/W

Test Condition: EN12900MBP, Fan/NotControlled/220, Return Gas 20°C, Evaporation -10.00°C, Condensing 45.00°C, Ambient 35°C, Liquid 45°C, Subcooling OK. Data are an indication of performance based simulation.

Performance Curve Data

Condensing Temperature 35°C

Evaporating Temperature °C	Cooling Capacity W	Power W	Gas Flow Rate kg/h	Efficiency W/W
-20	597	310	6.61	1.93
-15	740	332	8.25	2.23
-10	902	351	10.11	2.57
-5	1086	366	12.24	2.97
0	1292	377	14.67	3.43
5	1524	383	17.45	3.98
10	1782	386	20.62	4.62

Test Condition: EN12900MBP, Fan/NotControlled/220, Return Gas 20°C, Ambient 35°C, Subcooling OK. Data are an indication of performance based simulation.

Condensing Temperature 45°C

Evaporating Temperature °C	Cooling Capacity W	Power W	Gas Flow Rate kg/h	Efficiency W/W
-20	509	330	6.20	1.54
-15	637	357	7.80	1.78
-10	783	382	9.63	2.05
-5	949	405	11.75	2.34
0	1136	425	14.19	2.67
5	1347	442	16.99	3.05
10	1583	457	20.19	3.46

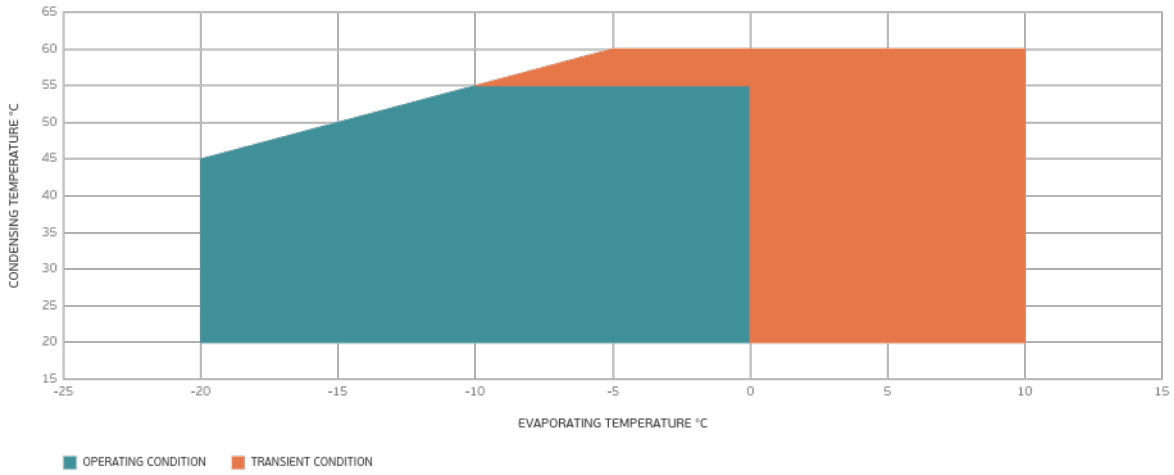
Test Condition: EN12900MBP, Fan/NotControlled/220, Return Gas 20°C, Ambient 35°C, Subcooling OK. Data are an indication of performance based simulation.

Condensing Temperature 55°C

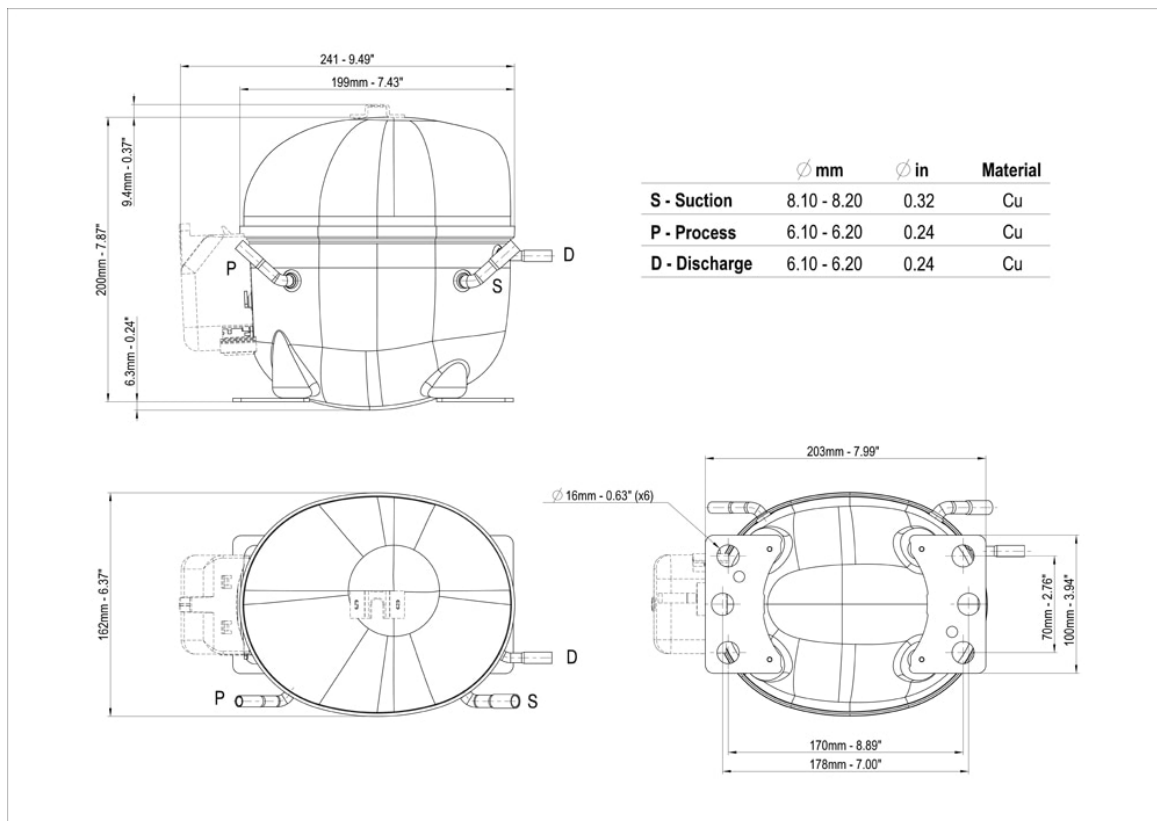
Evaporating Temperature °C	Cooling Capacity W	Power W	Gas Flow Rate kg/h	Efficiency W/W
-10	671	412	9.22	1.63
-5	817	440	11.30	1.86
0	982	467	13.73	2.11
5	1170	493	16.53	2.38
10	1382	517	19.75	2.67

Test Condition: EN12900MBP, Fan/NotControlled/220, Return Gas 20°C, Ambient 35°C, Subcooling OK. Data are an indication of performance based simulation.

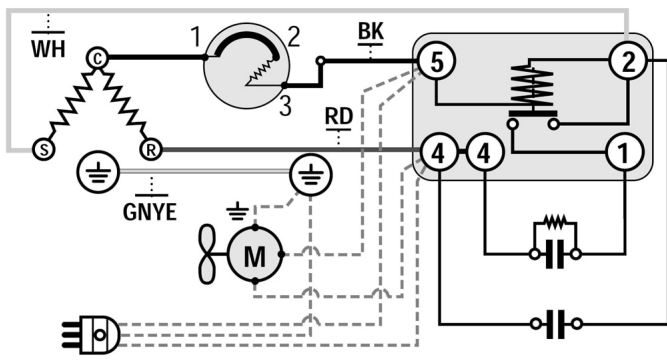
Operating Envelope



External Dimensions



Wiring Diagram



Assembly Instructions

